

MER3-1221-24G3M/C-P

MERCURY3 Series 12MP CMOS 2.5GigE Area Scan Camera



The MER3-1221-24G3M/C-P camera is a monochrome/color GigE Vision camera with the Sony "Pregius S" CMOS sensor and high performance FPGA. The MER3-1221-24G3M/C-P camera is capable of 2.5Gbit/s maximum transfer data rate, and has opto-isolated I/Os that adapt to specific needs. Four-side mounting holes provide maximum installation flexibility for camera. Thanks to the extremely compact (29mm × 29mm), robust metal housings and locking screw connectors, the MERCURY3 cameras can secure the reliability of cameras deployed in harsh environments.

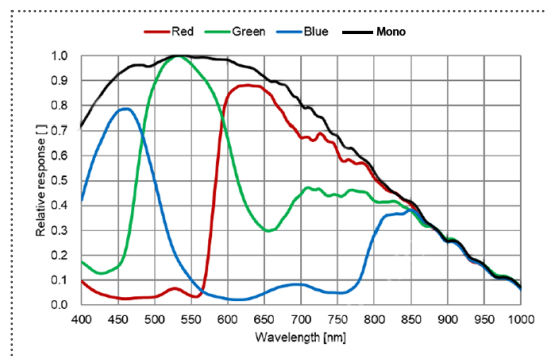
Applications

Suitable for machine vision applications such as industrial inspection, rail traffic, scientific research, 3D reconstruction and so on.

Features

- The Sequencer Control supports multiple sets of parameters configuration
- Decimation, Gamma, Digital Shift and Black Level
- Burst Acquisition
- Timed exposure mode and TriggerWidth exposure mode
- Color models support Light source preset, Color Transformation Control and Saturation
- Timer, Counter, LUTs and User Set Control

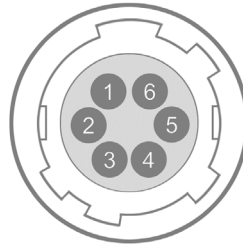
Spectral Response



Specifications

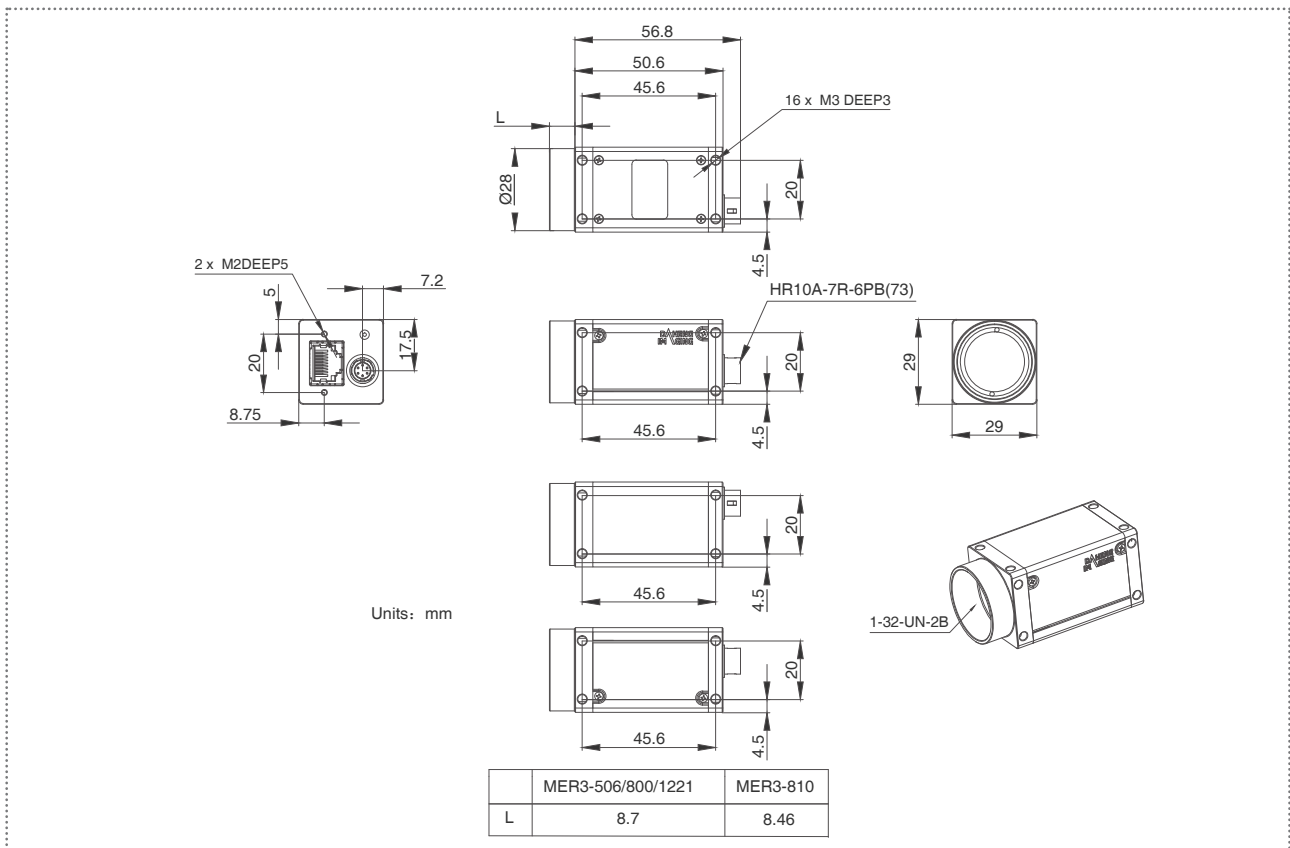
Model	MER3-1221-24G3C-P	MER3-1221-24G3M-P
Resolution	4096(H) × 3000(V)	
Sensor	Sony IMX545 Global shutter CMOS	
Sensor Format	1/1.1"	
Pixel Size	2.74μm × 2.74μm	
Frame Rate	23.9 fps (Max. frame rate: 37.7fps @ Acquisition Burst Mode)	
ADC	12 bit	
Pixel Bit Depth	8 bit, 12 bit	
Mono/Color	Color	Mono
Pixel Formats	Bayer RG8 / Bayer RG12 / RGB8 / BGR8 / Mono8	Mono8 / Mono12
SNR	39.83 dB	39.85 dB
Exposure Time	UltraShort: 1μs~2.4μs, Actual Steps: 0.1μs Standard: 3μs~20μs, Actual Steps: 1μs; 21μs~1s, Actual Steps: 1 row period	
Gain	0dB ~ 16dB, Default: 0dB, Steps: 0.1dB	
Binning	-	
Decimation	Sensor: 1×1, 2×2	
Synchronization	Hardware trigger, software trigger	
Acquisition Mode	Single frame, Continuous, Software trigger, Hardware trigger	
Reverse X/Y	Reverse X/Y	
I/O Interface	1 input with opto-isolated, 2 programmable GPIOs	
Data Interface	2.5GigE	
Power Supply	PoE (Power over Ethernet, IEEE802.3af compliant) or 12VDC-10% ~ 24VDC+10%	
Power Consumption	< 5.25W @ 12V / PoE	
Operating Temp.	0°C ~ +50°C	
Storage Temp.	-20°C ~ +70°C	
Operating Humidity	10% ~ 80%	
Lens Mount	C	
Dimensions	29(W) × 29(H) × 50.6(L) mm (without lens adapter or connectors)	
Weight	69 g	
Software	3rd-party software such as HALCON, VisionPro and LabVIEW	
OS	32bit / 64bit Windows, Linux, Mac OS	
Conformity	CE, RoHS, GigE Vision®, GenICam®	

I/O Interface



Pin	Definition	Description
1	POWER_IN	Camera external power, +12V DC~+24V DC
2	Line0+	Opto-isolated input +
3	Line2	GPIO0 input/output
4	Line3	GPIO1 input/output
5	Line0-	Opto-isolated input -
6	GND	PWR GND & GPIO GND

Technical Drawing



China Daheng Group, Inc. Beijing Image Vision Technology Branch

12F Daheng Science & Technology Tower, No.3 Suzhou Street, Haidian District, Beijing China, 100080

Tel: +86 10 82828878

E-mail: isales@daheng-imaging.com